

A woman's silhouette is shown in profile, looking towards a large, bright sun. The image has a wavy, distorted effect over the woman's face, creating a sense of movement or reflection. The background is a gradient of blue and orange, suggesting a sunset or sunrise.

ôrise

FLOOR PLANS - TOWER 1

BEYOND

ōrise

1 Bedroom

TYPE A1

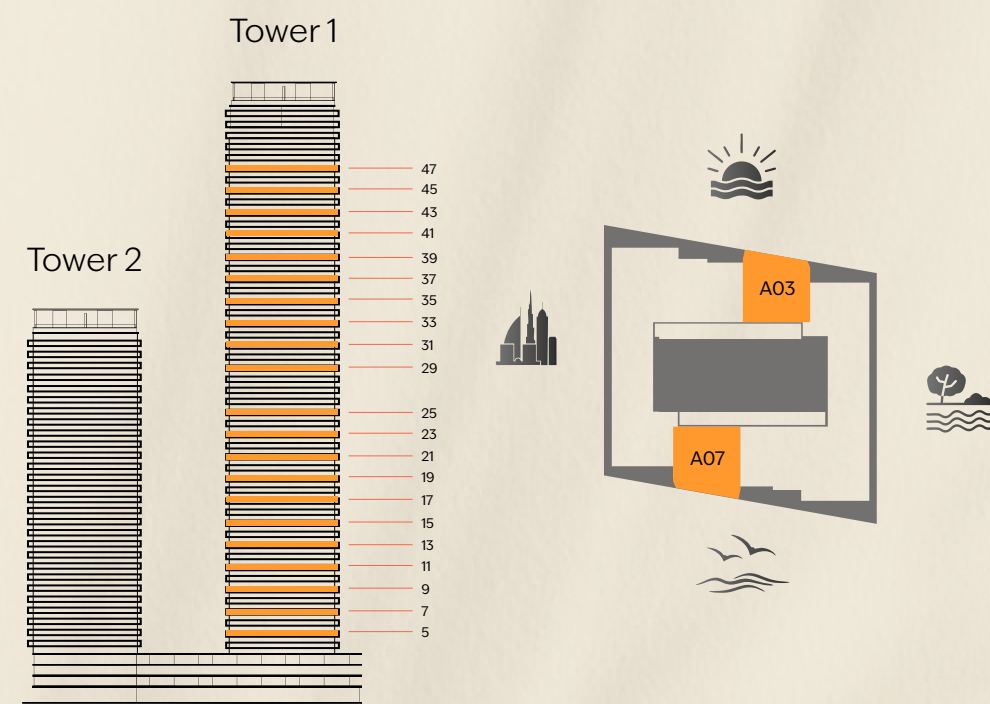
TOWER 1

Level 5, 7, 9, 11, 13, 15, 17, 19, 21, 23, 25, 29, 31, 33,
35, 37, 39, 41, 43, 45, 47

Unit: A03, A07

Internal Area	607 SQ FT
External Area	111 SQ FT
Total Area	718 SQ FT

KEY SECTION



BEYOND

The renderings and visualisations in this brochure are for illustrative and marketing purposes only. While the information provided is accurate and reliable at the time of publication, it is important to note that only the information included in the final Sales and Purchase Agreement will carry legal significance.



ōrise

1 Bedroom

TYPE A1

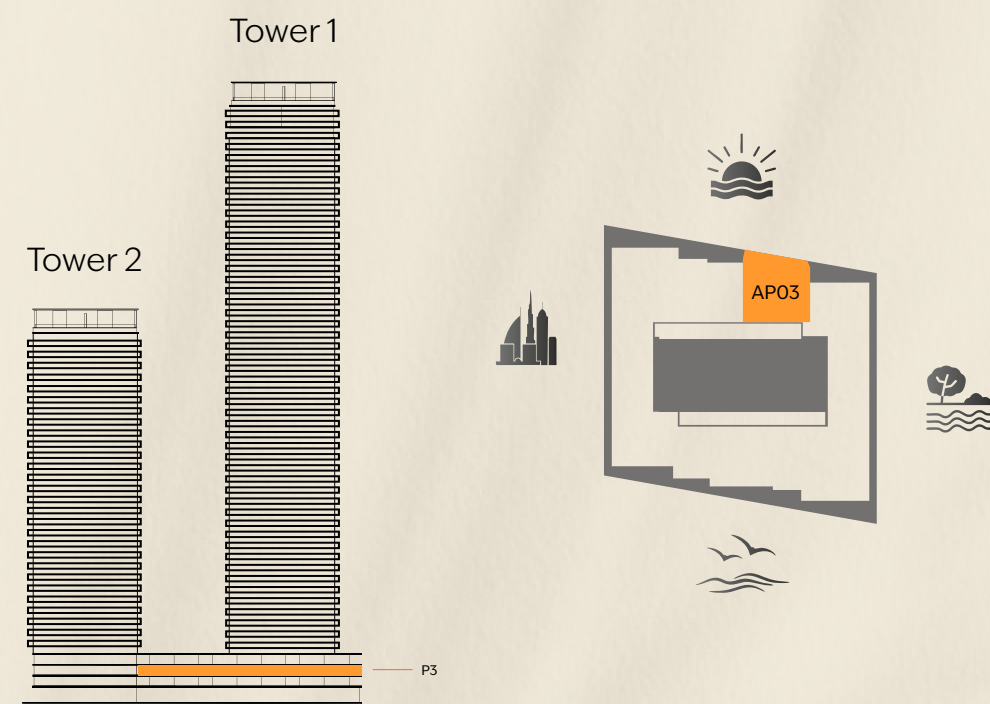
TOWER 1

Level P3

Unit: AP03

Internal Area	607 SQ FT
External Area	111 SQ FT
Total Area	718 SQ FT

KEY SECTION



BEYOND

The renderings and visualisations in this brochure are for illustrative and marketing purposes only. While the information provided is accurate and reliable at the time of publication, it is important to note that only the information included in the final Sales and Purchase Agreement will carry legal significance.



ōrise

1 Bedroom

TYPE A2

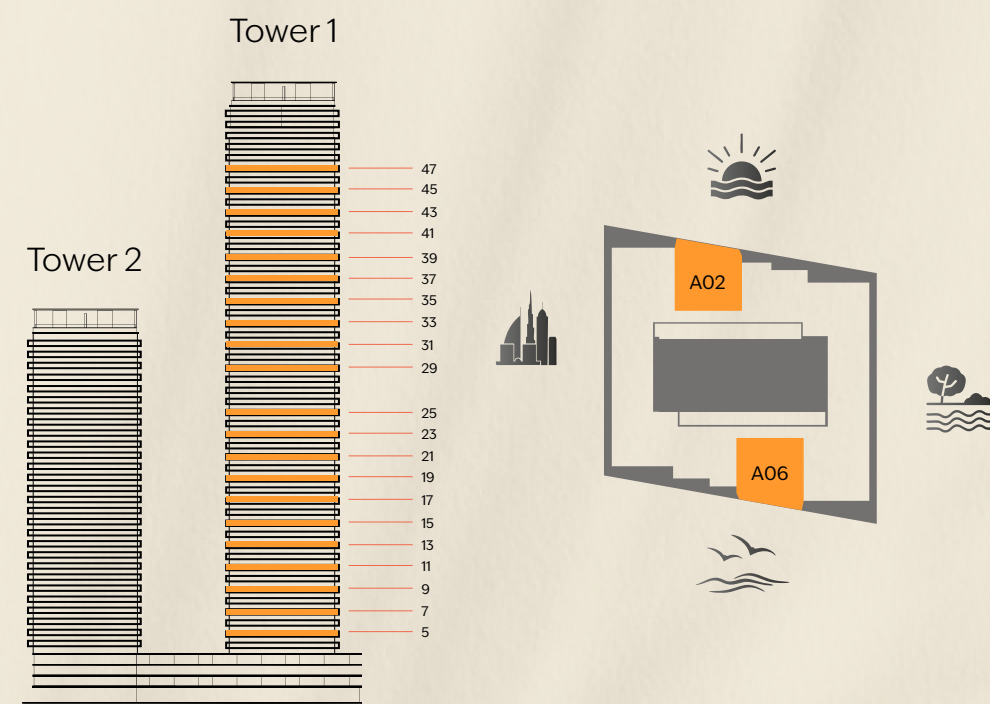
TOWER 1

Level 5, 7, 9, 11, 13, 15, 17, 19, 21, 23, 25, 29, 31, 33,
35, 37, 39, 41, 43, 45, 47

Unit: A02, A06

Internal Area	686 SQ FT
External Area	141 SQ FT
Total Area	827 SQ FT

KEY SECTION



BEYOND

The renderings and visualisations in this brochure are for illustrative and marketing purposes only. While the information provided is accurate and reliable at the time of publication, it is important to note that only the information included in the final Sales and Purchase Agreement will carry legal significance.



ōrise

1 Bedroom

TYPE A2

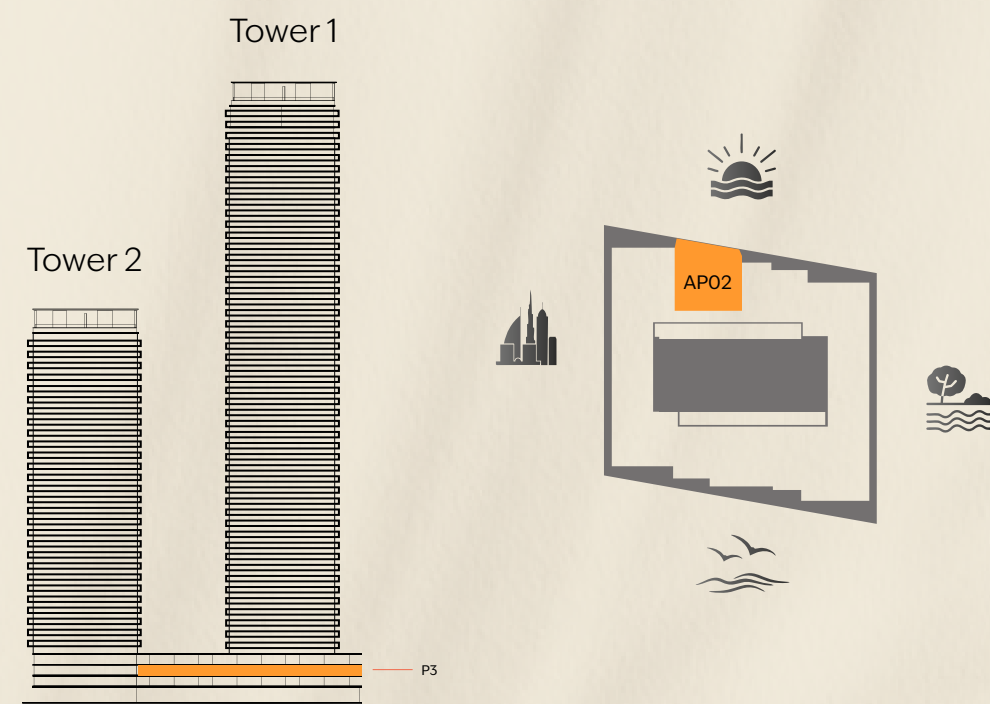
TOWER 1

Level P3

Unit: AP02

Internal Area	686 SQ FT
External Area	141 SQ FT
Total Area	827 SQ FT

KEY SECTION



BEYOND

The renderings and visualisations in this brochure are for illustrative and marketing purposes only. While the information provided is accurate and reliable at the time of publication, it is important to note that only the information included in the final Sales and Purchase Agreement will carry legal significance.



ōrise

1 Bedroom

TYPE A3

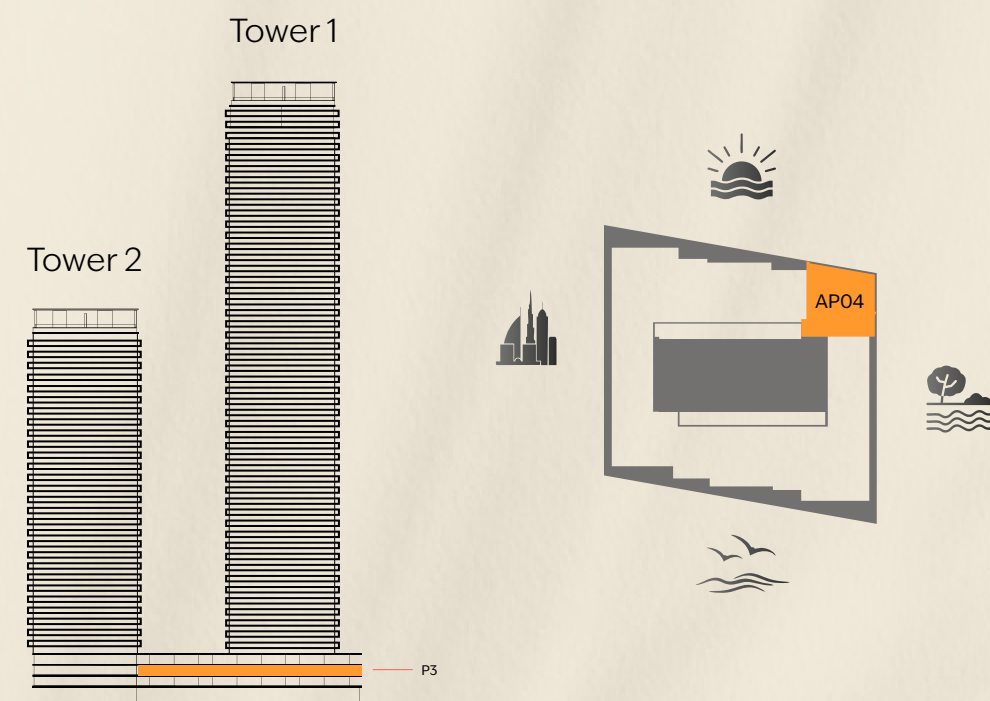
TOWER 1

Level P3

Unit: AP04

Internal Area	575 SQ FT
External Area	270 SQ FT
Total Area	845 SQ FT

KEY SECTION



BEYOND

The renderings and visualisations in this brochure are for illustrative and marketing purposes only. While the information provided is accurate and reliable at the time of publication, it is important to note that only the information included in the final Sales and Purchase Agreement will carry legal significance.



ōrise

1 Bedroom

TYPE A4

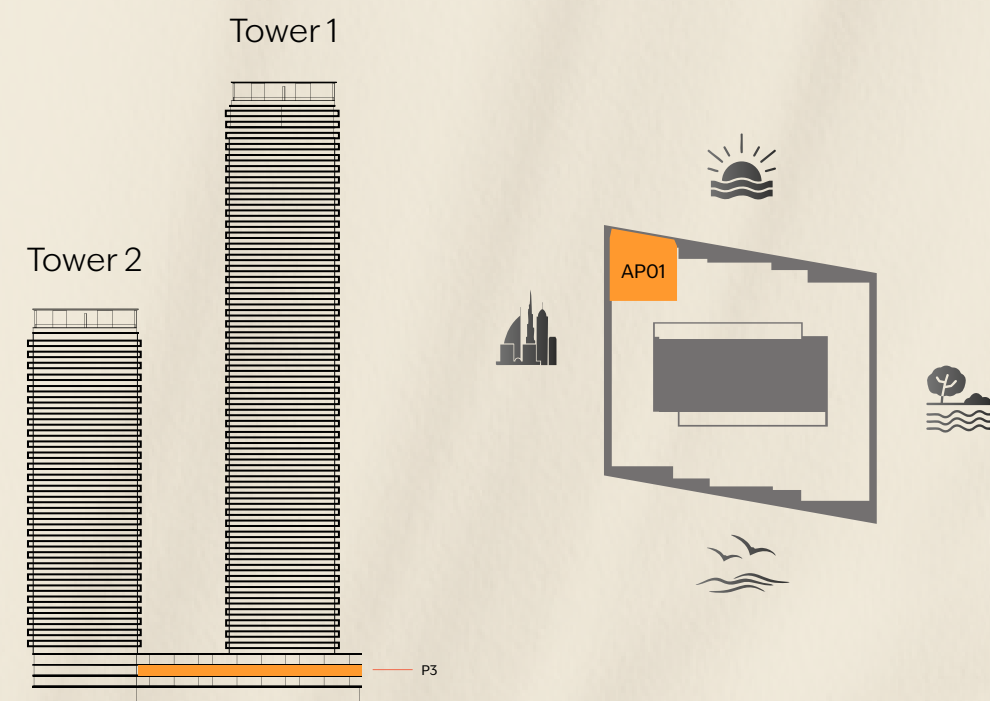
TOWER 1

Level P3

Unit: AP01

Internal Area	758 SQ FT
External Area	232 SQ FT
Total Area	990 SQ FT

KEY SECTION



BEYOND

The renderings and visualisations in this brochure are for illustrative and marketing purposes only. While the information provided is accurate and reliable at the time of publication, it is important to note that only the information included in the final Sales and Purchase Agreement will carry legal significance.



1 Bedroom

TYPE B

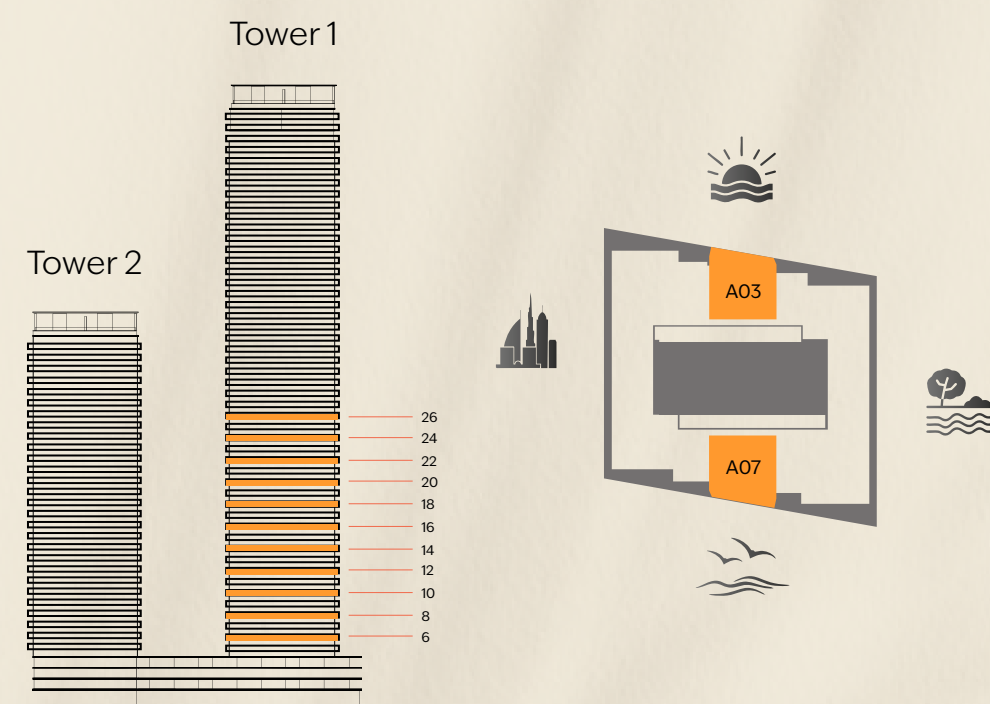
TOWER 1

Level 6, 8, 10, 12, 14, 16, 18, 20, 22, 24, 26

Unit: A03, A07

Internal Area	635 SQ FT
External Area	131 SQ FT
Total Area	766 SQ FT

KEY SECTION



BEYOND

The renderings and visualisations in this brochure are for illustrative and marketing purposes only. While the information provided is accurate and reliable at the time of publication, it is important to note that only the information included in the final Sales and Purchase Agreement will carry legal significance.



1 Bedroom

TYPE B

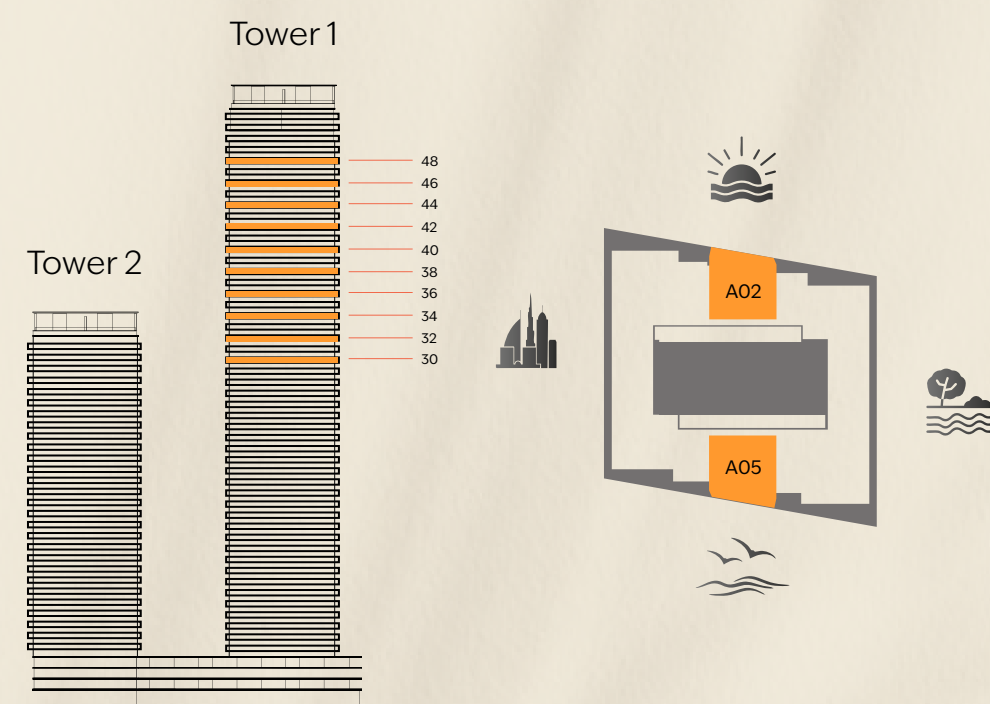
TOWER 1

Level 30, 32, 34, 36, 38, 40, 42, 44, 46, 48

Unit: A02, A05

Internal Area	635 SQ FT
External Area	131 SQ FT
Total Area	766 SQ FT

KEY SECTION



BEYOND

The renderings and visualisations in this brochure are for illustrative and marketing purposes only. While the information provided is accurate and reliable at the time of publication, it is important to note that only the information included in the final Sales and Purchase Agreement will carry legal significance.



ôrise

1 Bedroom

TYPE B

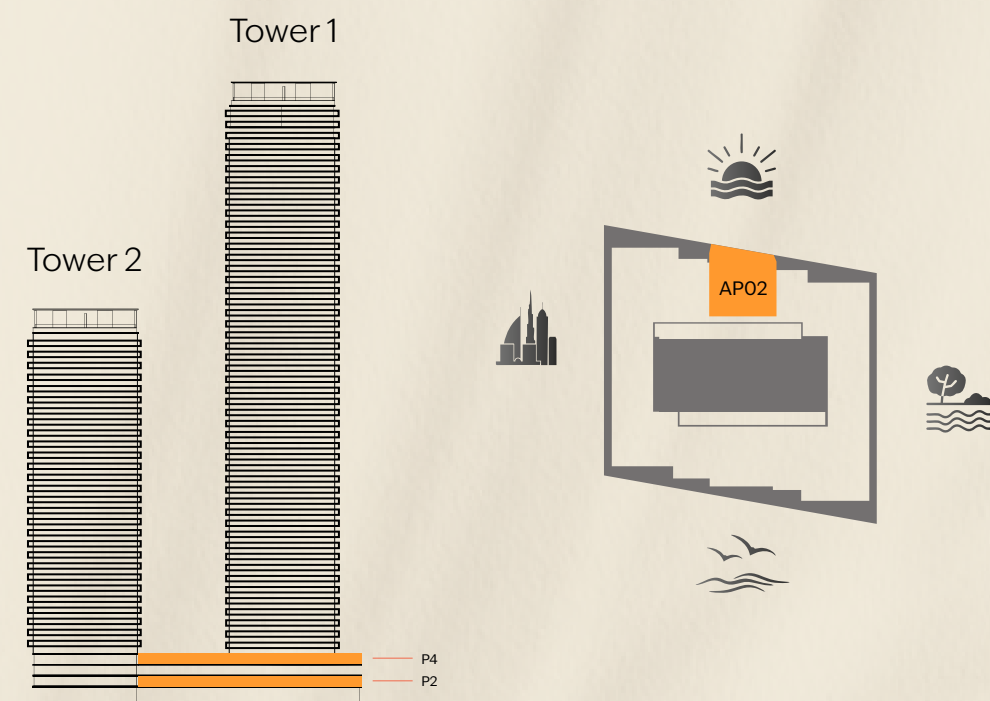
TOWER 1

Level P2, P4

Unit: AP02

Internal Area	635 SQ FT
External Area	131 SQ FT
Total Area	766 SQ FT

KEY SECTION



BEYOND

The renderings and visualisations in this brochure are for illustrative and marketing purposes only. While the information provided is accurate and reliable at the time of publication, it is important to note that only the information included in the final Sales and Purchase Agreement will carry legal significance.



ōrise

1 Bedroom

TYPE C

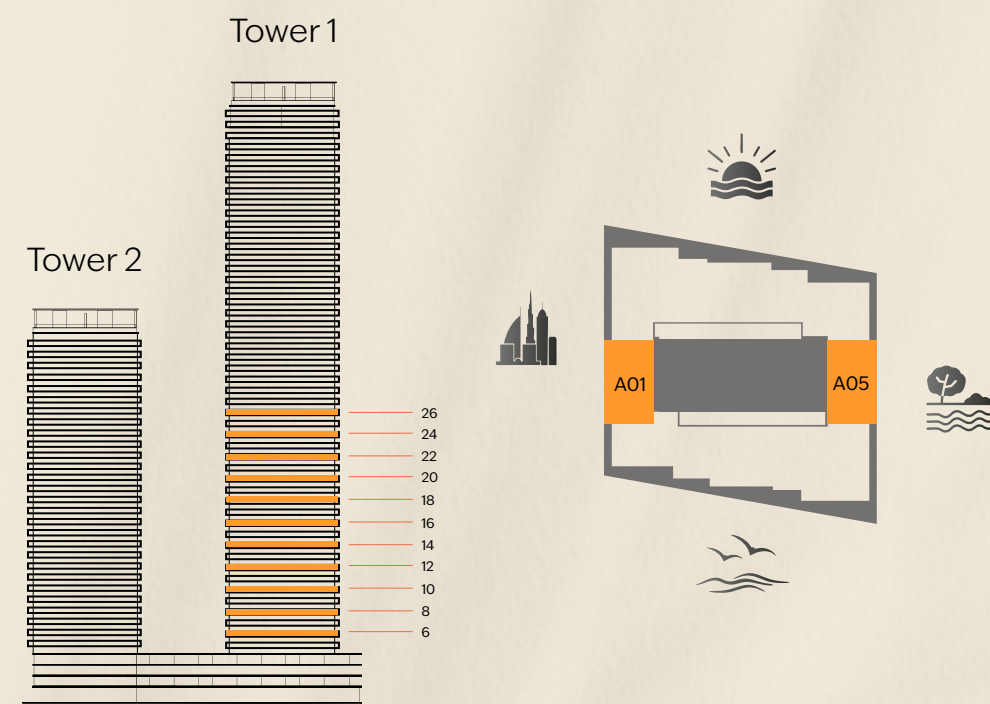
TOWER 1

Level 6, 8, 10, 12, 14, 16, 18, 20, 22, 24, 26

Unit: A01, A05

Internal Area	648 SQ FT
External Area	42 SQ FT
Total Area	690 SQ FT

KEY SECTION



BEYOND

The renderings and visualisations in this brochure are for illustrative and marketing purposes only. While the information provided is accurate and reliable at the time of publication, it is important to note that only the information included in the final Sales and Purchase Agreement will carry legal significance.



ôrise

2 Bedroom TYPE A

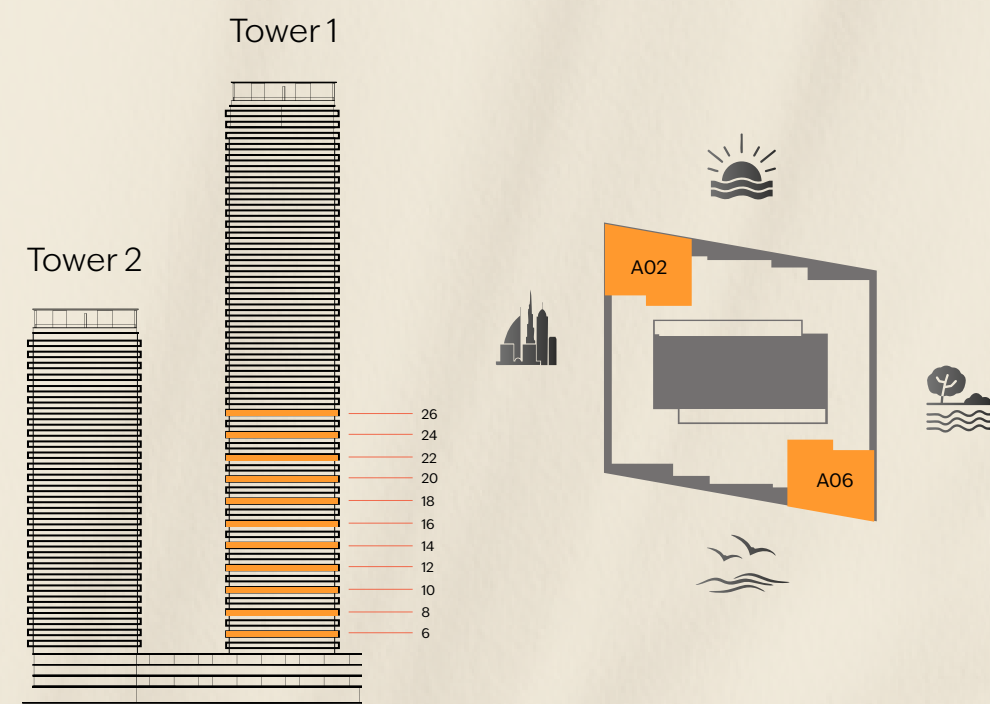
TOWER 1

Level 6, 8, 10, 12, 14, 16, 18, 20, 22, 24, 26

Unit: A02, A06

Internal Area	1,086 SQ FT
External Area	264 SQ FT
Total Area	1,350 SQ FT

KEY SECTION



BEYOND

The renderings and visualisations in this brochure are for illustrative and marketing purposes only. While the information provided is accurate and reliable at the time of publication, it is important to note that only the information included in the final Sales and Purchase Agreement will carry legal significance.



ôrise

2 Bedroom

TYPE A

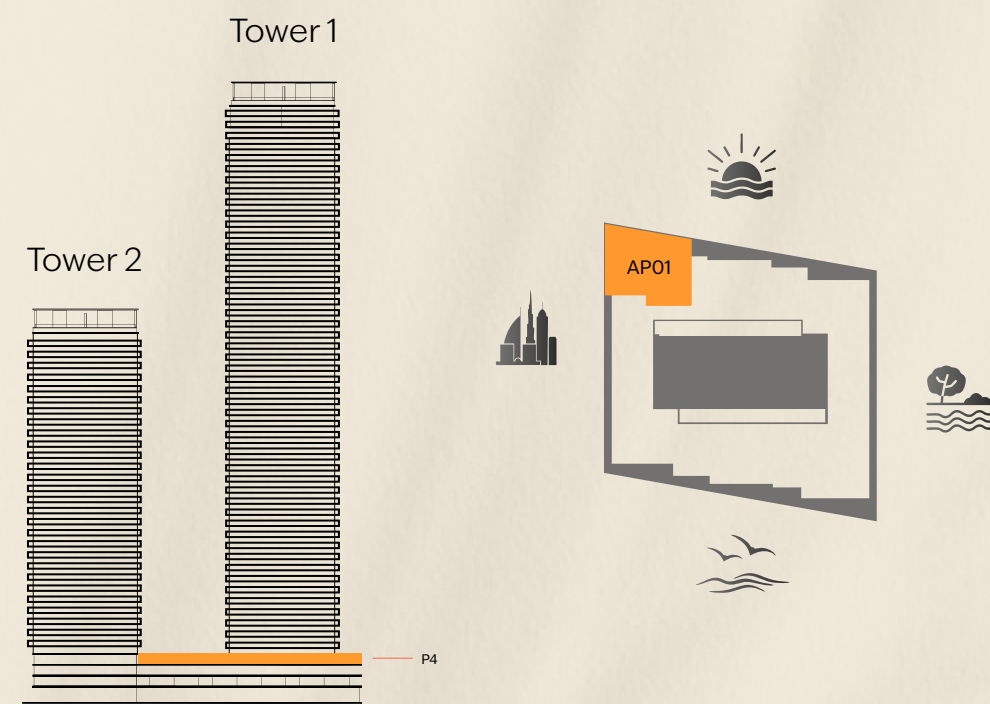
TOWER 1

Level P4

Unit: AP01

Internal Area	1,086 SQ FT
External Area	264 SQ FT
Total Area	1,350 SQ FT

KEY SECTION



BEYOND

The renderings and visualisations in this brochure are for illustrative and marketing purposes only. While the information provided is accurate and reliable at the time of publication, it is important to note that only the information included in the final Sales and Purchase Agreement will carry legal significance.



ôrise

2 Bedroom

TYPE B

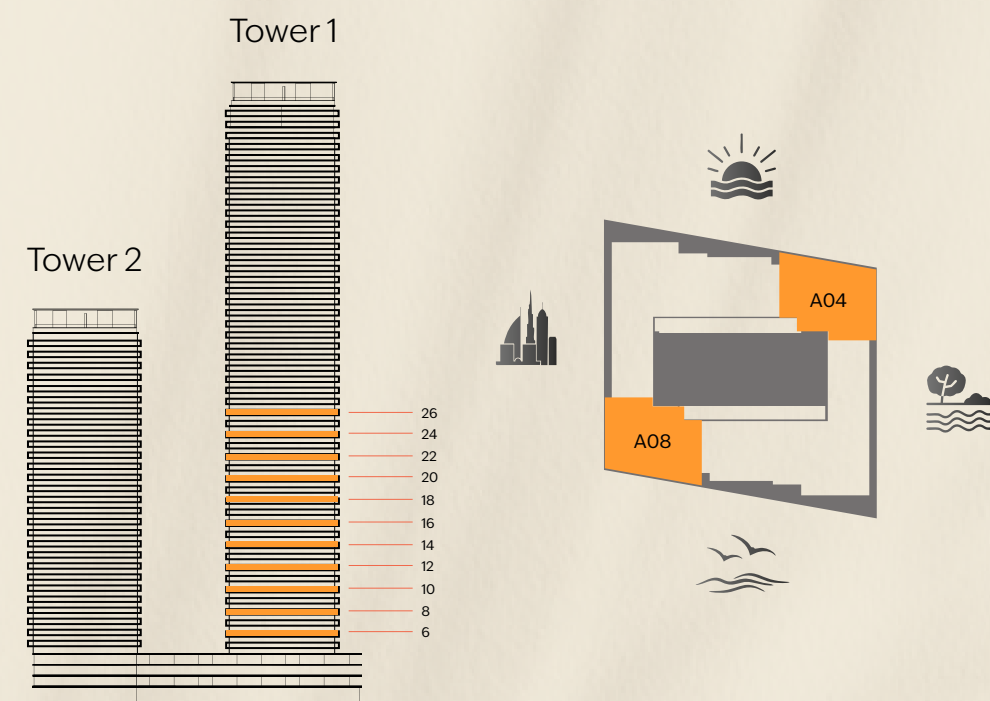
TOWER 1

Level 6, 8, 10, 12, 13, 14, 16, 18, 20, 21, 22, 24, 26

Unit: A04, A08

Internal Area	1,010 SQ FT
External Area	247 SQ FT
Total Area	1,257 SQ FT

KEY SECTION



BEYOND

The renderings and visualisations in this brochure are for illustrative and marketing purposes only. While the information provided is accurate and reliable at the time of publication, it is important to note that only the information included in the final Sales and Purchase Agreement will carry legal significance.



ôrise

2 Bedroom

TYPE B

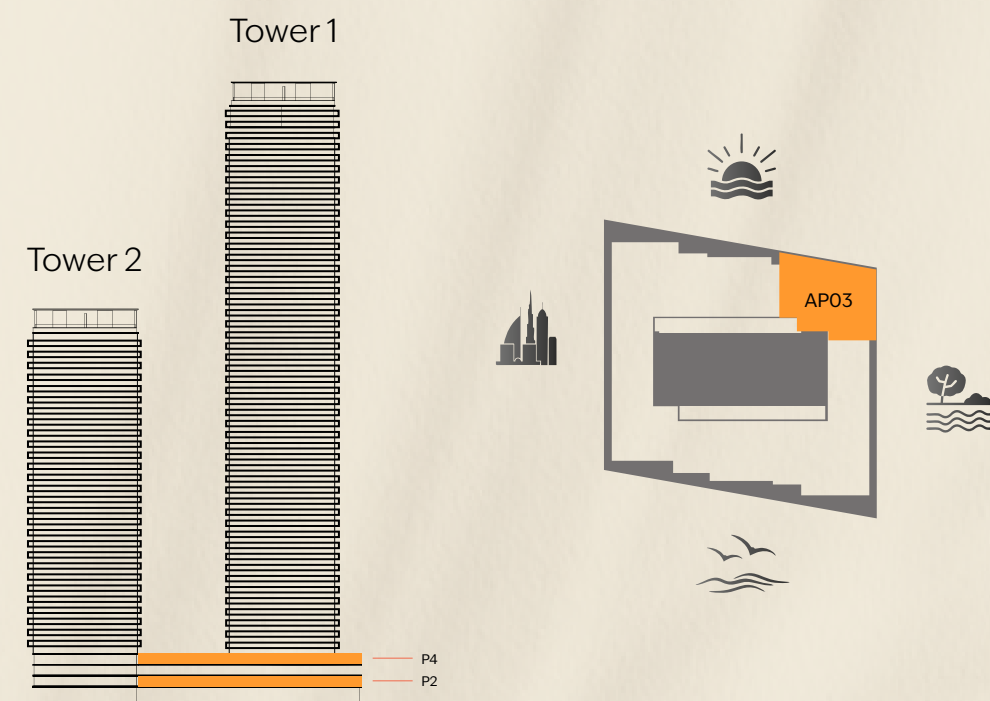
TOWER 1

Level P2, P4

Unit: AP03

Internal Area	1,010 SQ FT
External Area	247 SQ FT
Total Area	1,257 SQ FT

KEY SECTION



BEYOND

The renderings and visualisations in this brochure are for illustrative and marketing purposes only. While the information provided is accurate and reliable at the time of publication, it is important to note that only the information included in the final Sales and Purchase Agreement will carry legal significance.



ôrise

2 Bedroom TYPE C

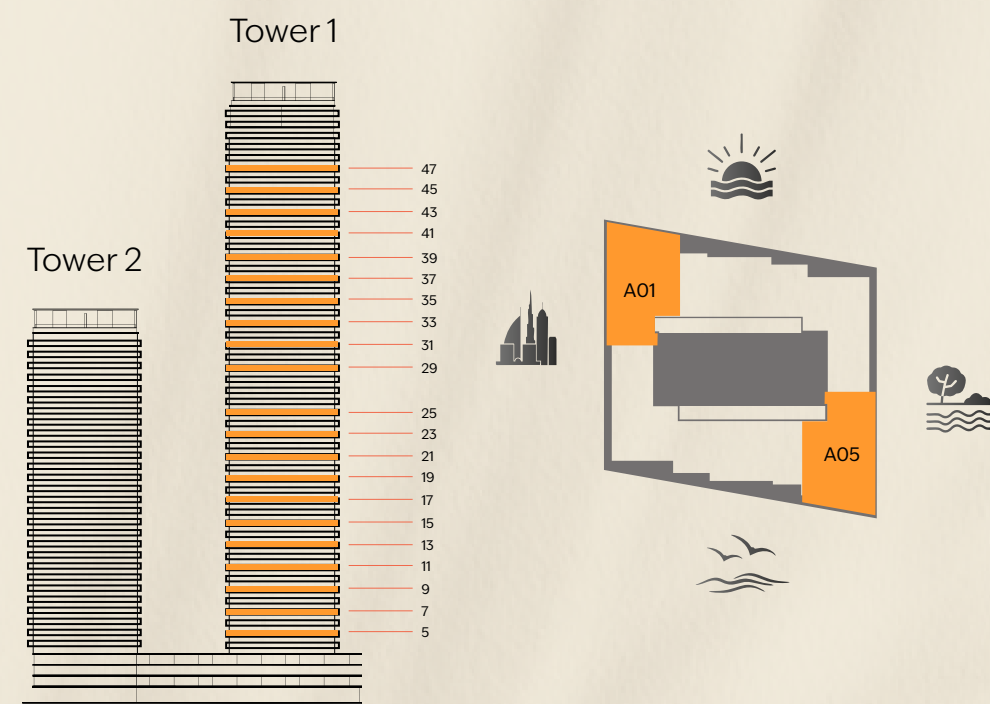
TOWER 1

Level 5, 7, 9, 11, 13, 15, 17, 19, 21, 23, 25, 29, 31, 33,
35, 37, 39, 41, 43, 45, 47

Unit: A01, A05

Internal Area	1,033 SQ FT
External Area	221 SQ FT
Total Area	1,254 SQ FT

KEY SECTION



BEYOND

The renderings and visualisations in this brochure are for illustrative and marketing purposes only. While the information provided is accurate and reliable at the time of publication, it is important to note that only the information included in the final Sales and Purchase Agreement will carry legal significance.



ōrise

2 Bedroom

TYPE D

TOWER 1

Level 5, 7, 9, 11, 13, 15, 17, 19, 21, 23, 25, 29, 31, 33,
35, 37, 39, 41, 43, 45, 47

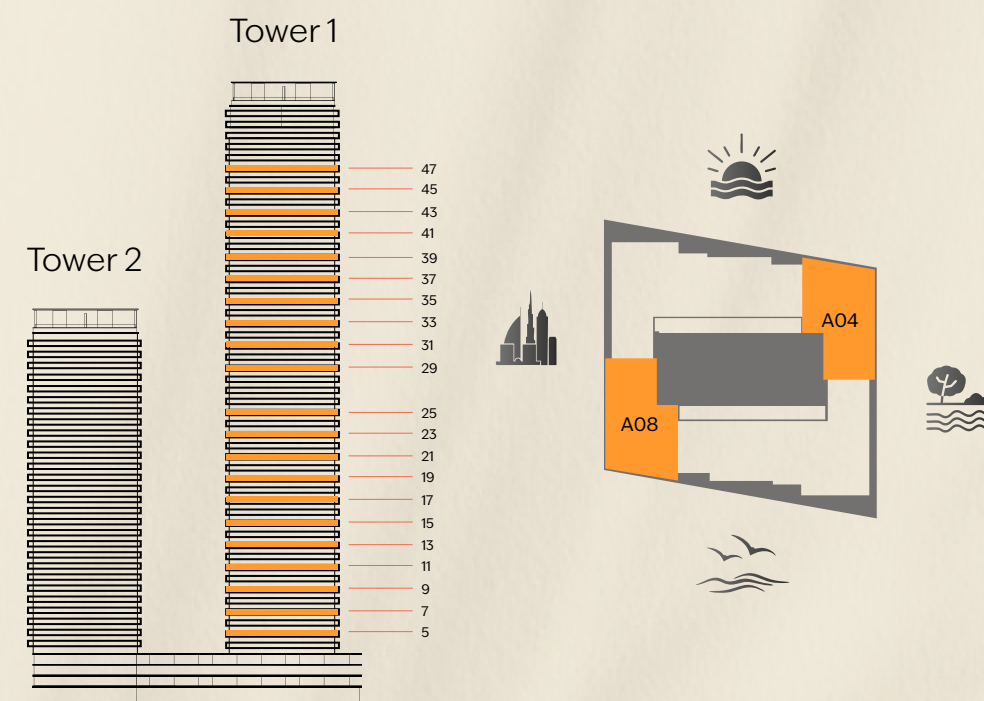
Unit: A04, A08

Internal Area 1,018 SQ FT

External Area 261 SQ FT

Total Area 1,279 SQ FT

KEY SECTION



BEYOND

The renderings and visualisations in this brochure are for illustrative and marketing purposes only. While the information provided is accurate and reliable at the time of publication, it is important to note that only the information included in the final Sales and Purchase Agreement will carry legal significance.



ōrise

2 Bedroom

TYPE G


TOWER 1

Level P2

Unit: AP01

Internal Area	1,178 SQ FT
External Area	244 SQ FT
Total Area	1,422 SQ FT

KEY SECTION



BEYOND

The renderings and visualisations in this brochure are for illustrative and marketing purposes only. While the information provided is accurate and reliable at the time of publication, it is important to note that only the information included in the final Sales and Purchase Agreement will carry legal significance.



ōrise

3 Bedroom TYPE A

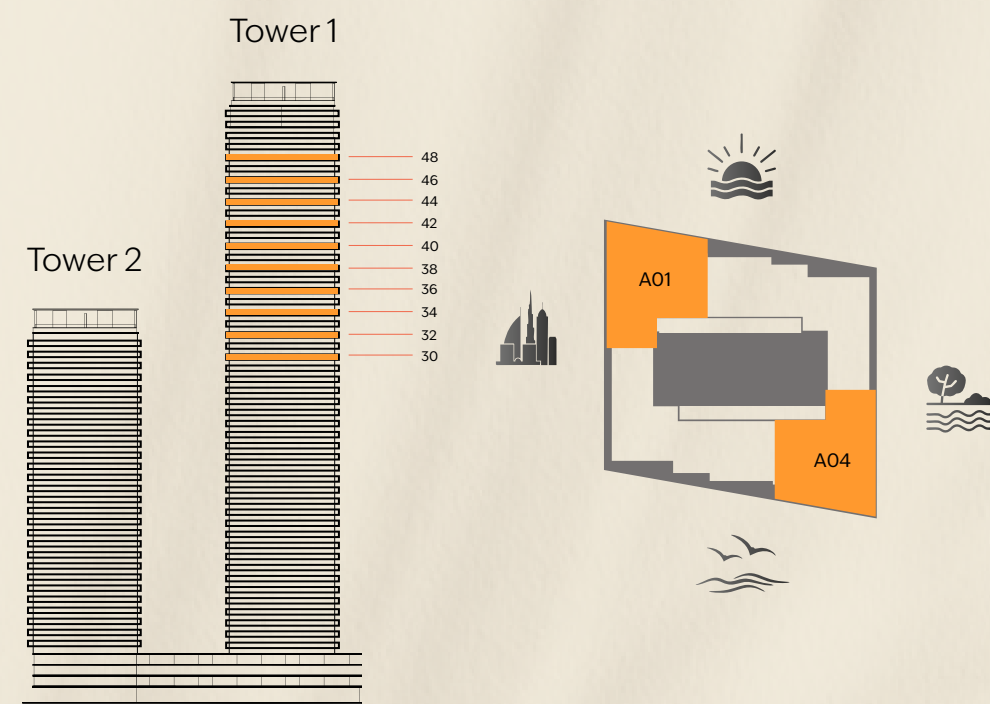
TOWER 1

Level 30, 32, 34, 36, 38, 40, 42, 44, 46, 48

Unit: A01, A04

Internal Area	1,388 SQ FT
External Area	302 SQ FT
Total Area	1,690 SQ FT

KEY SECTION



BEYOND

The renderings and visualisations in this brochure are for illustrative and marketing purposes only. While the information provided is accurate and reliable at the time of publication, it is important to note that only the information included in the final Sales and Purchase Agreement will carry legal significance.



ōrise

3 Bedroom TYPE B

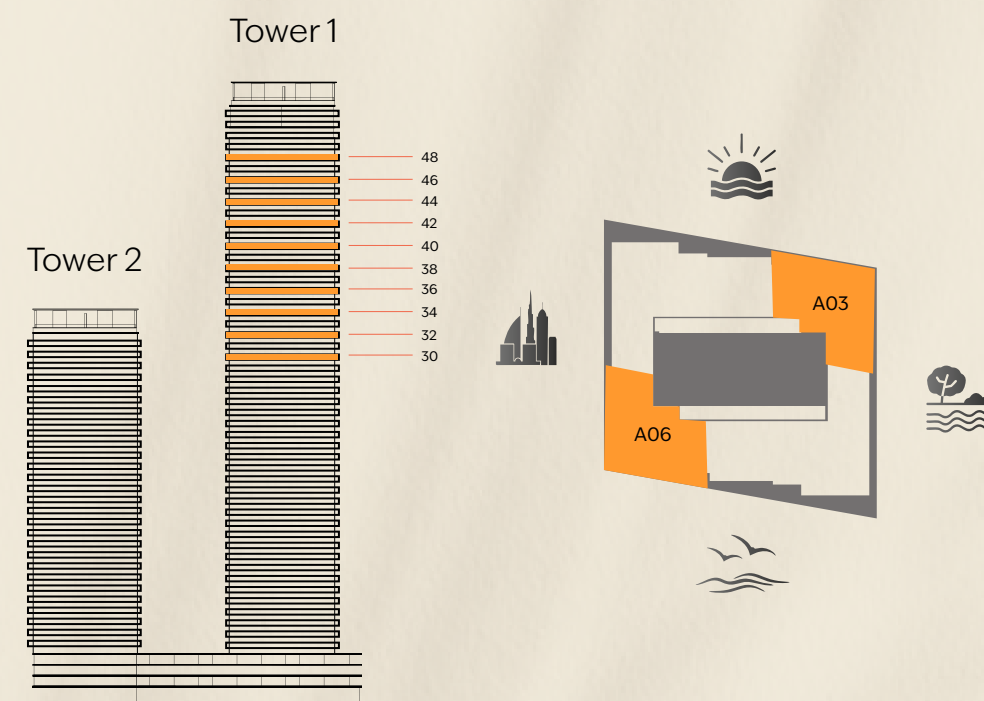
TOWER 1

Level 30, 32, 34, 36, 38, 40, 42, 44, 46, 48

Unit: A03, A06

Internal Area	1,343 SQ FT
External Area	281 SQ FT
Total Area	1,624 SQ FT

KEY SECTION



BEYOND

The renderings and visualisations in this brochure are for illustrative and marketing purposes only. While the information provided is accurate and reliable at the time of publication, it is important to note that only the information included in the final Sales and Purchase Agreement will carry legal significance.



A woman's silhouette is shown in profile, looking upwards. Her face is obscured by a large, bright sun that has a distorted, wavy, and layered appearance, creating a sense of depth and movement. The background is a gradient of blue and orange, suggesting a sunset or sunrise. The word "ôrise" is written in white, lowercase letters across the woman's face.

ôrise

BEYOND