

Hillsedge

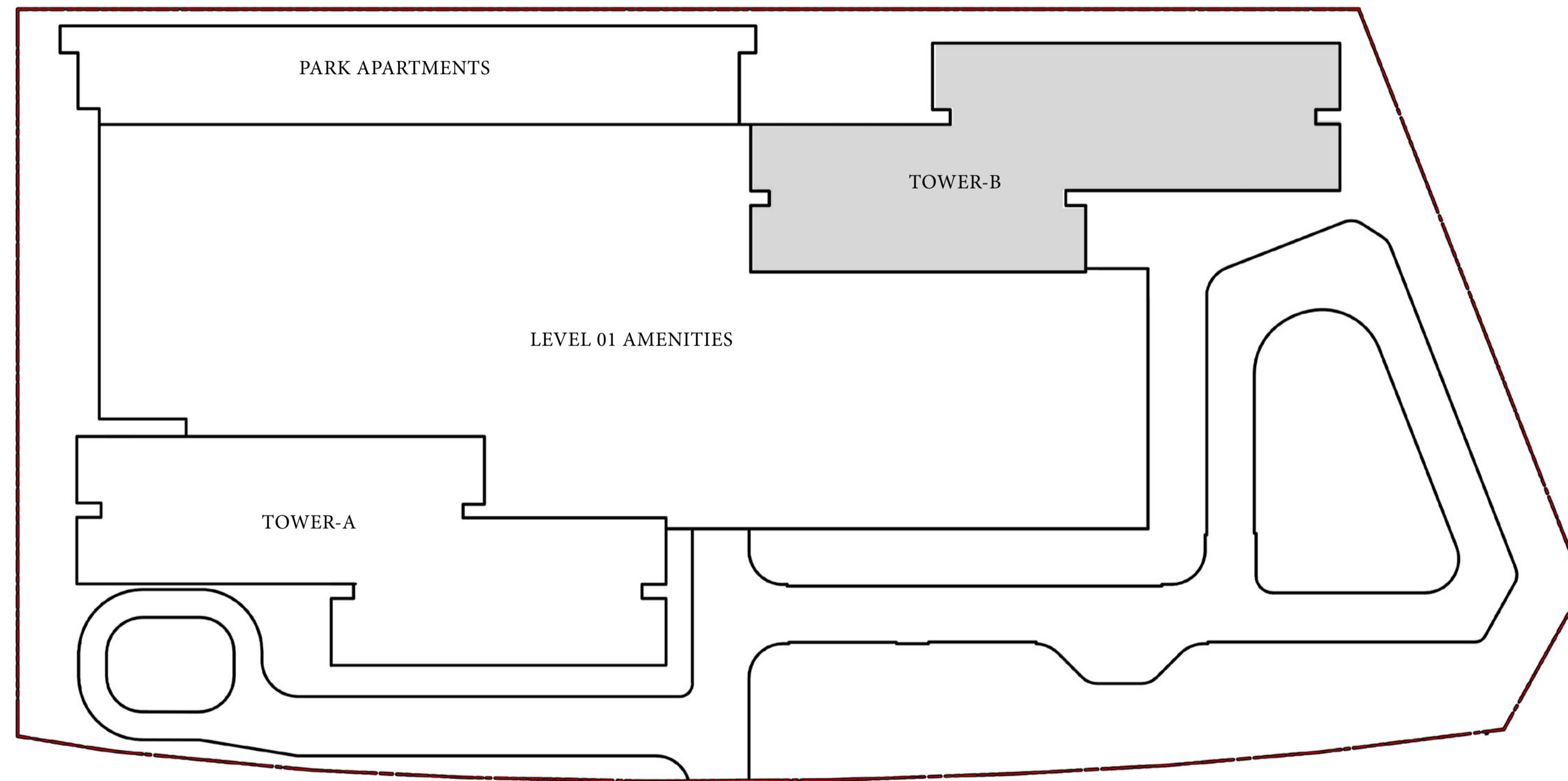
DUBAI HILLS ESTATE

FLOOR PLANS | TOWER B

EMAAR

MASTER PLAN

TOWER B



Hillsedge

DUBAI HILLS ESTATE


TOWER B

2 BEDROOM TYPE A

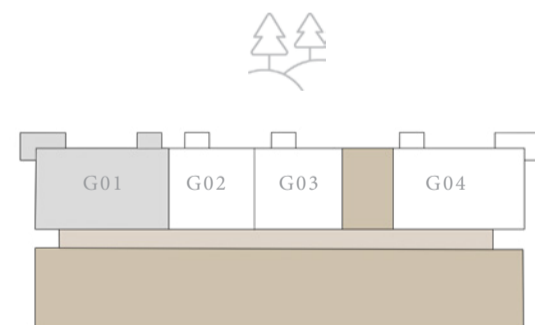
UNITS G01, P01, P05,

SUITE AREA	1022.89 SQ.FT	95.03 SQ.M
BALCONY AREA	120.02 SQ.FT	11.15 SQ.M
TOTAL AREA	1142.91 SQ.FT	106.18 SQ.M

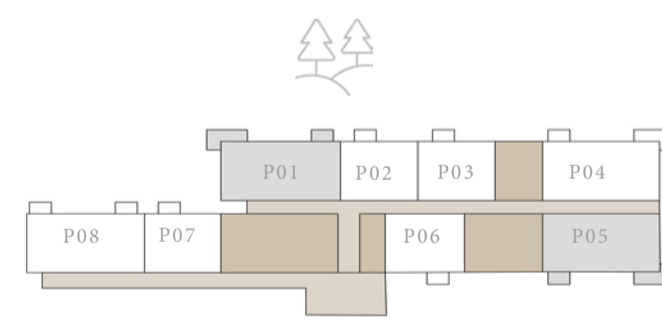
KEY SECTION



KEYPLAN



GROUND LEVEL



PODIUM LEVEL



FLOOR PLAN 1. All dimensions are in imperial and metric, and measured from finish to finish excluding construction tolerances. 2. All materials, dimensions, and drawings are approximate only. 3. Information is subject to change without notice, at developer's absolute discretion. 4. Actual area may vary from the stated area. 5. Drawings not to scale. 6. All images used are for illustrative purposes only and do not represent the actual size, features, specifications, fittings, and furnishings. 7. The developer reserves the right to make revisions / alterations, at its absolute discretion, without any liability whatsoever.

Hillsedge

DUBAI HILLS ESTATE

TOWER B

1 BEDROOM TYPE A.1

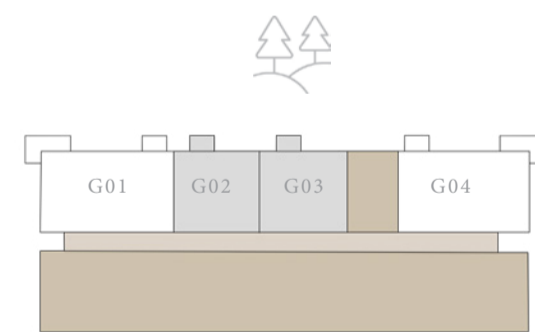

UNITS G02, G03, P02, P03, P06, P07

SUITE AREA	676.51	SQ.FT	62.85	SQ.M
BALCONY AREA	35.31	SQ.FT	3.28	SQ.M
TOTAL AREA	711.82	SQ.FT	66.13	SQ.M

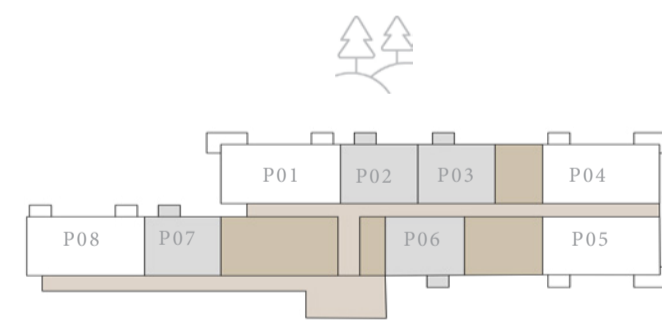


KEY SECTION

KEYPLAN



GROUND LEVEL



PODIUM LEVEL

FLOOR PLAN 1. All dimensions are in imperial and metric, and measured from finish to finish excluding construction tolerances. 2. All materials, dimensions, and drawings are approximate only. 3. Information is subject to change without notice, at developer's absolute discretion. 4. Actual area may vary from the stated area. 5. Drawings not to scale. 6. All images used are for illustrative purposes only and do not represent the actual size, features, specifications, fittings, and furnishings. 7. The developer reserves the right to make revisions / alterations, at its absolute discretion, without any liability whatsoever.

Hillsedge

DUBAI HILLS ESTATE


TOWER B

2 BEDROOM TYPE A.1

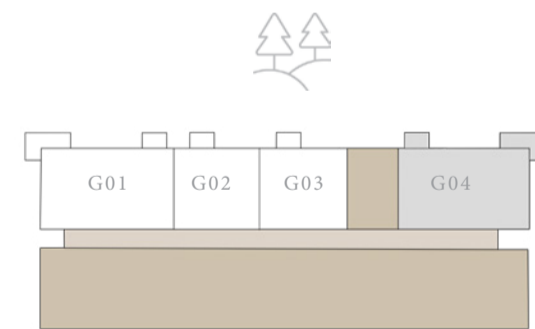
UNITS G04, P04

SUITE AREA	1022.89 SQ.FT	95.03 SQ.M
BALCONY AREA	119.91 SQ.FT	11.14 SQ.M
TOTAL AREA	1142.80 SQ.FT	106.17 SQ.M

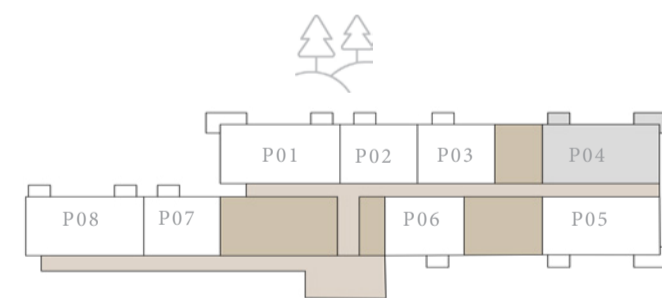
KEY SECTION



KEYPLAN



GROUND LEVEL



PODIUM LEVEL



FLOOR PLAN 1. All dimensions are in imperial and metric, and measured from finish to finish excluding construction tolerances. 2. All materials, dimensions, and drawings are approximate only. 3. Information is subject to change without notice, at developer's absolute discretion. 4. Actual area may vary from the stated area. 5. Drawings not to scale. 6. All images used are for illustrative purposes only and do not represent the actual size, features, specifications, fittings, and furnishings. 7. The developer reserves the right to make revisions / alterations, at its absolute discretion, without any liability whatsoever.

Hillsedge

DUBAI HILLS ESTATE


TOWER B

2 BEDROOM TYPE B

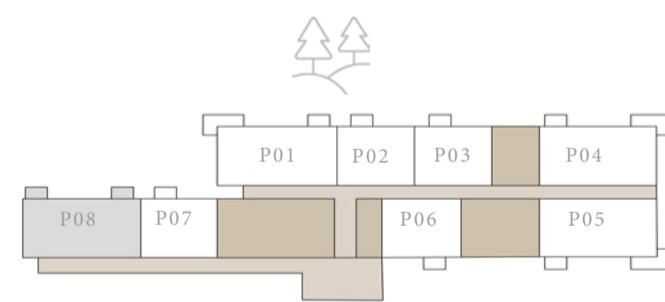
UNIT P08

SUITE AREA	1023.32	SQ.FT	95.07	SQ.M
BALCONY AREA	70.61	SQ.FT	6.56	SQ.M
TOTAL AREA	1093.93	SQ.FT	101.63	SQ.M

KEY SECTION



KEYPLAN



PODIUM LEVEL



FLOOR PLAN 1. All dimensions are in imperial and metric, and measured from finish to finish excluding construction tolerances. 2. All materials, dimensions, and drawings are approximate only. 3. Information is subject to change without notice, at developer's absolute discretion. 4. Actual area may vary from the stated area. 5. Drawings not to scale. 6. All images used are for illustrative purposes only and do not represent the actual size, features, specifications, fittings, and furnishings. 7. The developer reserves the right to make revisions / alterations, at its absolute discretion, without any liability whatsoever.

Hillsedge

DUBAI HILLS ESTATE

TOWER B

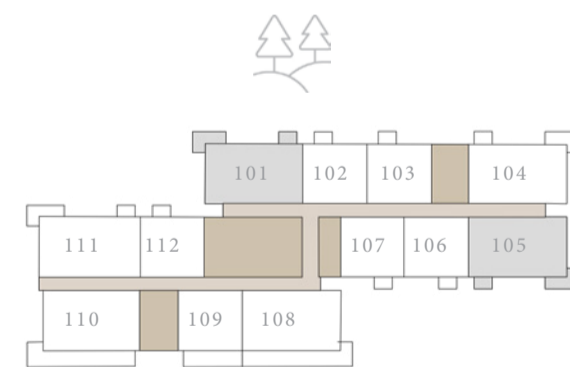
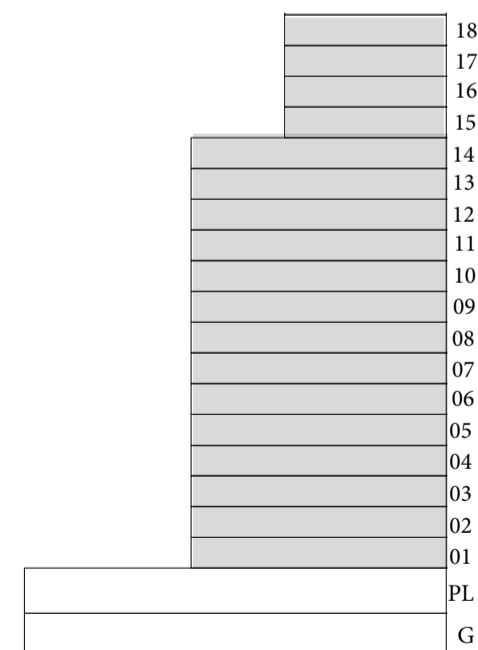
2 BEDROOM TYPE A

UNITS 101, 105, 201, 205, 208, 211, 301, 305, 308, 311, 401, 405, 408, 411, 501, 505, 508, 511, 601, 605, 608, 611, 701, 705, 711, 801, 805, 808, 811, 901, 905, 908, 911, 1001, 1005, 1008, 1011, 1101, 1105, 1108, 1111, 1201, 1205, 1208, 1211, 1301, 1305, 1401, 1405, 1501, 1505, 1601, 1605, 1701, 1705, 1801, 1805

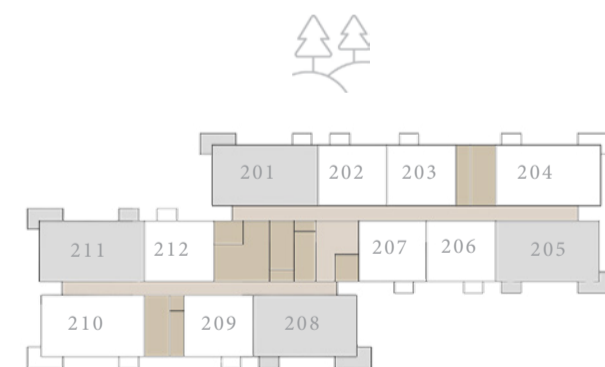
SUITE AREA	1019.13 SQ.FT	94.68 SQ.M
BALCONY AREA	119.91 SQ.FT	11.14 SQ.M
TOTAL AREA	1139.04 SQ.FT	105.82 SQ.M

KEY SECTION

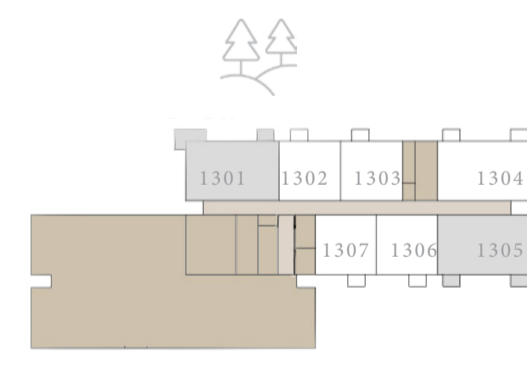
KEYPLAN



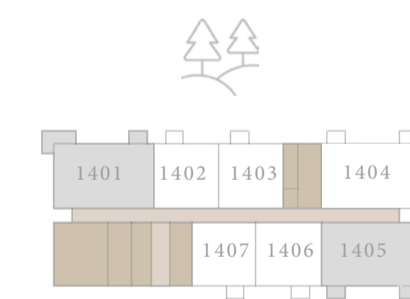
LEVEL 1



LEVEL 2-12



LEVEL 13



LEVEL 14-18



FLOOR PLAN 1. All dimensions are in imperial and metric, and measured from finish to finish excluding construction tolerances. 2. All materials, dimensions, and drawings are approximate only. 3. Information is subject to change without notice, at developer's absolute discretion. 4. Actual area may vary from the stated area. 5. Drawings not to scale. 6. All images used are for illustrative purposes only and do not represent the actual size, features, specifications, fittings, and furnishings. 7. The developer reserves the right to make revisions / alterations, at its absolute discretion, without any liability whatsoever.

Hillsedge

DUBAI HILLS ESTATE

TOWER B


2 BEDROOM TYPE A.1

UNITS 104, 204, 210, 304, 310, 404, 410, 504, 510, 604, 610, 704, 710, 804, 810, 904, 910, 1004, 1010, 1104, 1110, 1204, 1210, 1304, 1404, 1504, 1604, 1704, 1804

SUITE AREA	1019.13 SQ.FT	94.68 SQ.M
BALCONY AREA	119.91 SQ.FT	11.14 SQ.M
TOTAL AREA	1139.04 SQ.FT	105.82 SQ.M

KEY SECTION

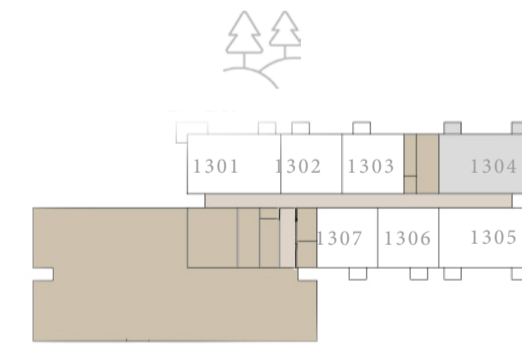
KEYPLAN



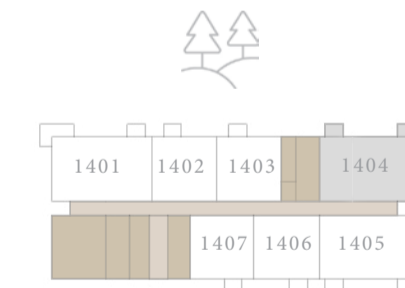
LEVEL 1



LEVEL 2-12



LEVEL 13



LEVEL 14-18



FLOOR PLAN 1. All dimensions are in imperial and metric, and measured from finish to finish excluding construction tolerances. 2. All materials, dimensions, and drawings are approximate only. 3. Information is subject to change without notice, at developer's absolute discretion. 4. Actual area may vary from the stated area. 5. Drawings not to scale. 6. All images used are for illustrative purposes only and do not represent the actual size, features, specifications, fittings, and furnishings. 7. The developer reserves the right to make revisions / alterations, at its absolute discretion, without any liability whatsoever.

Hillsedge

DUBAI HILLS ESTATE

TOWER B

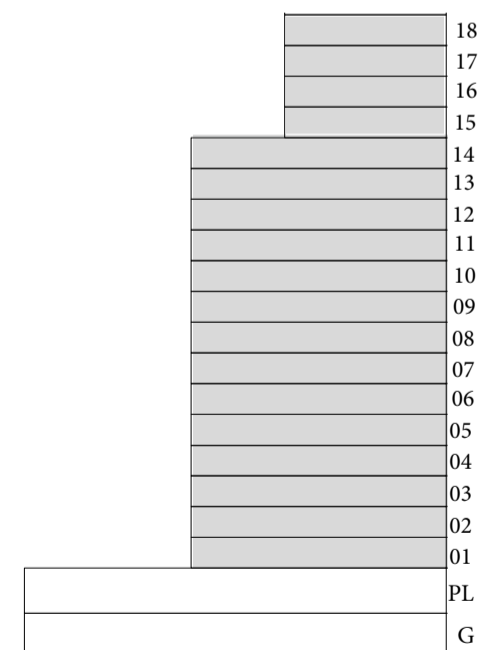
1 BEDROOM TYPE A.1

UNITS 102, 103, 106, 107, 112, 202, 203, 206, 207, 209, 212, 302, 303, 306, 307, 309, 312, 402, 403, 406, 407, 409, 412, 502, 503, 506, 507, 509, 512, 602, 603, 606, 607, 609, 612, 702, 703, 706, 707, 709, 712, 802, 803, 806, 807, 809, 812, 902, 903, 906, 907, 909, 912, 1002, 1003, 1007, 1009, 1012, 1102, 1103, 1106, 1107, 1109, 1112, 1202, 1203, 1206, 1207, 1209, 1212, 1302, 1303, 1306, 1307, 1402, 1403, 1406, 1407, 1502, 1503, 1506, 1507, 1602, 1603, 1606, 1607, 1702, 1703, 1706, 1707, 1802, 1803, 1806, 1807

SUITE AREA	674.25 SQ.FT	62.64 SQ.M
BALCONY AREA	35.31 SQ.FT	3.28 SQ.M
TOTAL AREA	709.56 SQ.FT	65.92 SQ.M

KEY SECTION

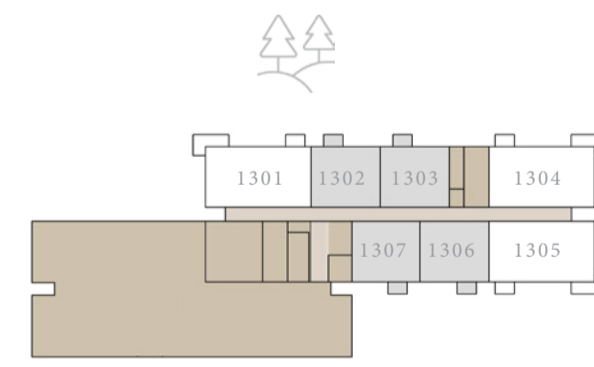
KEYPLAN



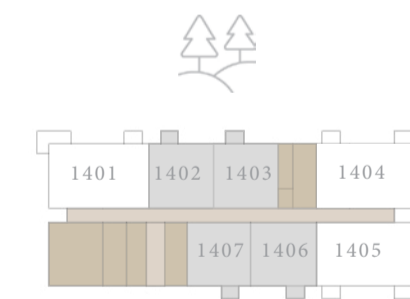
LEVEL 1



LEVEL 2-12



LEVEL 13



LEVEL 14-18



FLOOR PLAN 1. All dimensions are in imperial and metric, and measured from finish to finish excluding construction tolerances. 2. All materials, dimensions, and drawings are approximate only. 3. Information is subject to change without notice, at developer's absolute discretion. 4. Actual area may vary from the stated area. 5. Drawings not to scale. 6. All images used are for illustrative purposes only and do not represent the actual size, features, specifications, fittings, and furnishings. 7. The developer reserves the right to make revisions / alterations, at its absolute discretion, without any liability whatsoever.

Hillsedge

DUBAI HILLS ESTATE


TOWER B

1 BEDROOM TYPE A.3

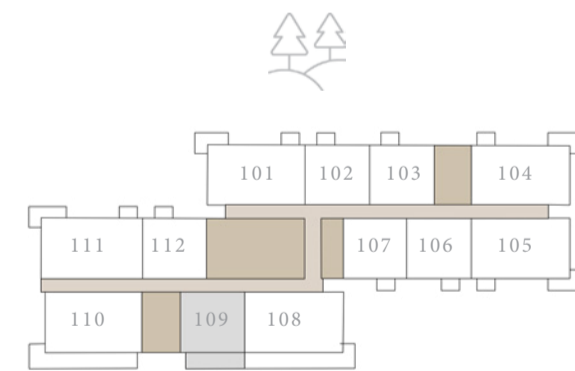
UNIT 109

SUITE AREA	672.21 SQ.FT	62.45 SQ.M
BALCONY AREA	168.02 SQ.FT	15.61 SQ.M
TOTAL AREA	840.23 SQ.FT	78.06 SQ.M

KEY SECTION



KEYPLAN



LEVEL 1



FLOOR PLAN 1. All dimensions are in imperial and metric, and measured from finish to finish excluding construction tolerances. 2. All materials, dimensions, and drawings are approximate only. 3. Information is subject to change without notice, at developer's absolute discretion. 4. Actual area may vary from the stated area. 5. Drawings not to scale. 6. All images used are for illustrative purposes only and do not represent the actual size, features, specifications, fittings, and furnishings. 7. The developer reserves the right to make revisions / alterations, at its absolute discretion, without any liability whatsoever.

Hillsedge

DUBAI HILLS ESTATE


TOWER B

2 BEDROOM TYPE A.4

UNIT 108

SUITE AREA	1019.13 SQ.FT	94.68 SQ.M
BALCONY AREA	332.71 SQ.FT	30.91 SQ.M
TOTAL AREA	1351.84 SQ.FT	125.59 SQ.M

KEY SECTION



KEYPLAN



LEVEL 1



FLOOR PLAN 1. All dimensions are in imperial and metric, and measured from finish to finish excluding construction tolerances. 2. All materials, dimensions, and drawings are approximate only. 3. Information is subject to change without notice, at developer's absolute discretion. 4. Actual area may vary from the stated area. 5. Drawings not to scale. 6. All images used are for illustrative purposes only and do not represent the actual size, features, specifications, fittings, and furnishings. 7. The developer reserves the right to make revisions / alterations, at its absolute discretion, without any liability whatsoever.

Hillsedge

DUBAI HILLS ESTATE


TOWER B

2 BEDROOM TYPE A.5

UNIT 110

SUITE AREA	1019.13 SQ.FT	94.68 SQ.M
BALCONY AREA	329.38 SQ.FT	30.60 SQ.M
TOTAL AREA	1348.51 SQ.FT	125.28 SQ.M

KEY SECTION



KEYPLAN



LEVEL 1



FLOOR PLAN 1. All dimensions are in imperial and metric, and measured from finish to finish excluding construction tolerances. 2. All materials, dimensions, and drawings are approximate only. 3. Information is subject to change without notice, at developer's absolute discretion. 4. Actual area may vary from the stated area. 5. Drawings not to scale. 6. All images used are for illustrative purposes only and do not represent the actual size, features, specifications, fittings, and furnishings. 7. The developer reserves the right to make revisions / alterations, at its absolute discretion, without any liability whatsoever.

Hillsedge

DUBAI HILLS ESTATE


TOWER B

2 BEDROOM TYPE A.6

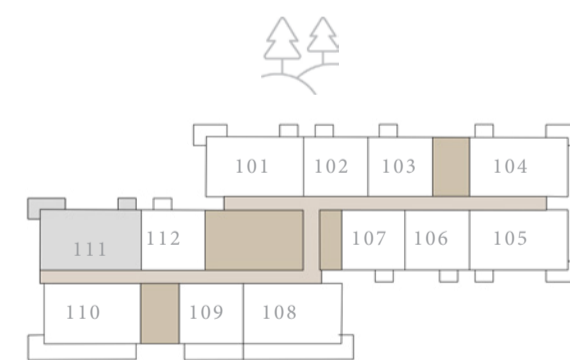
UNIT 111

SUITE AREA	1019.13 SQ.FT	94.68 SQ.M
BALCONY AREA	133.04 SQ.FT	12.36 SQ.M
TOTAL AREA	1152.17 SQ.FT	107.04 SQ.M

KEY SECTION



KEYPLAN



LEVEL 1



FLOOR PLAN 1. All dimensions are in imperial and metric, and measured from finish to finish excluding construction tolerances. 2. All materials, dimensions, and drawings are approximate only. 3. Information is subject to change without notice, at developer's absolute discretion. 4. Actual area may vary from the stated area. 5. Drawings not to scale. 6. All images used are for illustrative purposes only and do not represent the actual size, features, specifications, fittings, and furnishings. 7. The developer reserves the right to make revisions / alterations, at its absolute discretion, without any liability whatsoever.